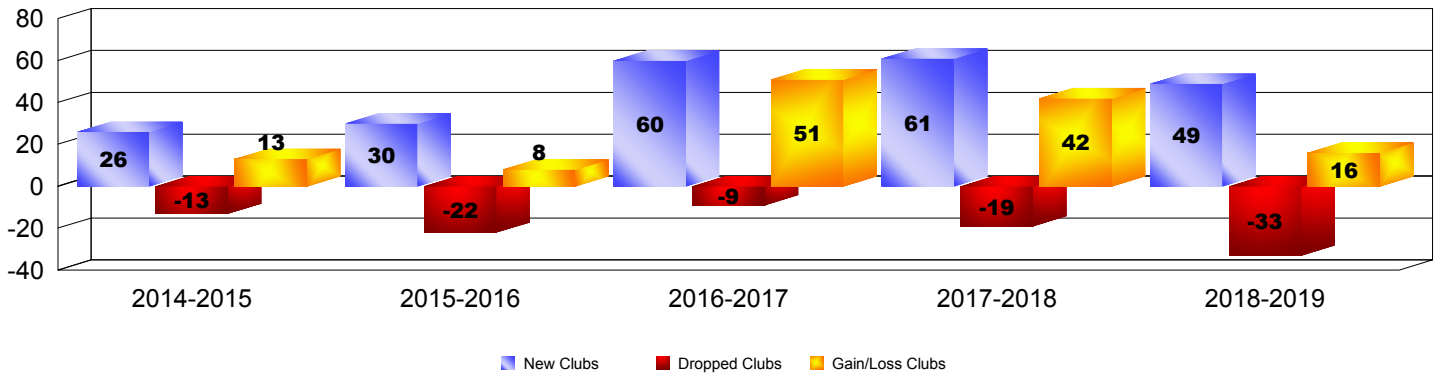
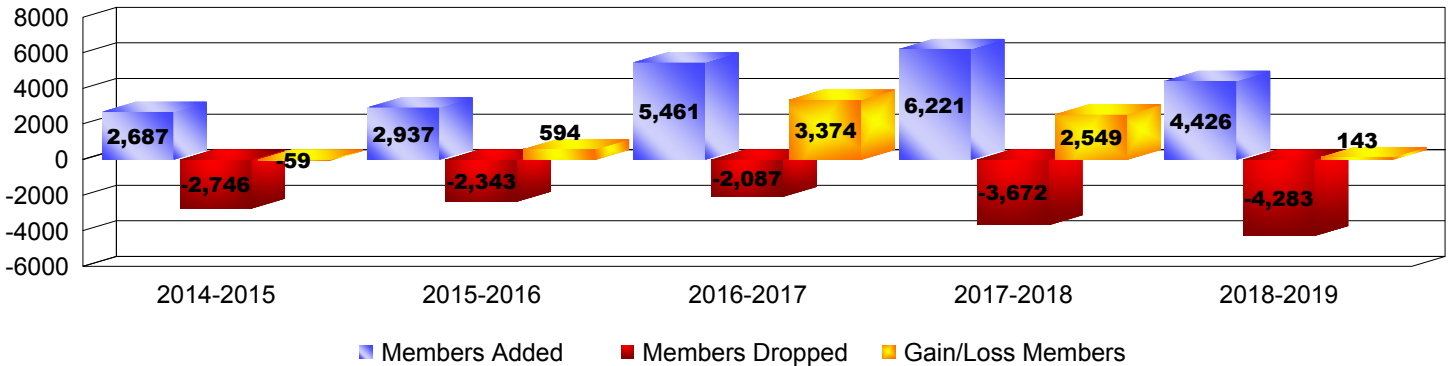


Year	New Clubs	Dropped Clubs	Gain/Loss Clubs	New Members	Charter Members	Reinstate Members	Transfer Members	Total Member Added	Total Members Dropped	Gain/Loss Members
2014-2015	26	-13	13	1494	923	246	24	2687	-2746	-59
2015-2016	30	-22	8	1810	938	167	22	2937	-2343	594
2016-2017	60	-9	51	3502	1669	239	51	5461	-2087	3374
2017-2018	61	-19	42	4005	1787	402	27	6221	-3672	2549
2018-2019	49	-33	16	2518	1465	430	13	4426	-4283	143
Average	45	-19	26	2666	1356	297	27	4346	-3026	1320

Clubs




Members



Membership Composition

June 2019 Cumulative



Gender Comparison

June 2019 Cumulative

